


Camping Log & *Checklist*

Your complete trip companion — packing, trails, fire, safety & more. 🔥

Packing Checklist

- | | |
|---|--|
| <input type="checkbox"/> Tent + stakes + footprint | <input type="checkbox"/> First aid kit |
| <input type="checkbox"/> Sleeping bag | <input type="checkbox"/> Map / GPS / compass |
| <input type="checkbox"/> Sleeping pad | <input type="checkbox"/> Hiking boots |
| <input type="checkbox"/> Pillow | <input type="checkbox"/> Rain gear + layers |
| <input type="checkbox"/> Headlamp + spare batteries | <input type="checkbox"/> Sunscreen + bug spray |
| <input type="checkbox"/> Camp stove + fuel | <input type="checkbox"/> Toiletries + biodegradable soap |
| <input type="checkbox"/> Cookset + utensils | <input type="checkbox"/> Trash bags (Leave No Trace) |
| <input type="checkbox"/> Cooler + ice | <input type="checkbox"/> Camp lantern |
| <input type="checkbox"/> Food supply (3+ days) | <input type="checkbox"/> Power bank / charger |
| <input type="checkbox"/> Water filter / bottles | <input type="checkbox"/> Knife / multi-tool |
| <input type="checkbox"/> Fire starter kit | <input type="checkbox"/> Duct tape + paracord |
| <input type="checkbox"/> Firewood / kindling | <input type="checkbox"/> Quick-dry towel |
| <input type="checkbox"/> Camp chairs | <input type="checkbox"/> Bear canister (if required) |
| <input type="checkbox"/> Tarp / rain fly | <input type="checkbox"/> Emergency whistle |

 What I forgot (so I remember next time):

Best Campgrounds by State — A Quick Guide

Use this as a reference when planning your next trip. These are some of the most beloved campgrounds across the US, picked for scenery, accessibility, and campfire culture.

California

Best Site: Yosemite Valley — Half Dome views, book months ahead

Hidden Gem: Plaskett Creek, Big Sur — oceanside, less crowded

RV-Friendly: Bodega Bay — full hookups, coastal setting

Tip: Reserve on recreation.gov — fills up fast in summer

Colorado

Best Site: Moraine Park, Rocky Mountain NP — elk sightings nightly

Hidden Gem: Pearl Lake State Park — quiet, stunning high-altitude

RV-Friendly: Pueblo Reservoir — paved sites, water/electric hookups

Tip: Altitude can hit hard — acclimatize before big hikes

Utah

Best Site: Watchman Campground, Zion NP — canyon views from tent

Hidden Gem: Goblin Valley SP — surreal rock formations, low traffic

RV-Friendly: Moab Valley RV Resort — near Arches, full amenities

Tip: Desert temps drop sharply at night — bring extra layers

Oregon

Best Site: Crater Lake — stunning caldera, stargazing unmatched

Hidden Gem: Tumalo State Park — river access, close to Bend

RV-Friendly: Cape Lookout SP — beachside pull-through sites

Tip: Coastal sites are windy — stake everything down

 **Montana**

Best Site: Apgar, Glacier NP — mountain lake setting, wildlife rich

Hidden Gem: Tongue River Reservoir — fishing, low crowds

RV-Friendly: Polson Motorcoach Resort — Flathead Lake waterfront

Tip: Bear country — always use canisters and hang food

 **Tennessee**

Best Site: Elkmont, Great Smoky Mountains — fireflies in June

Hidden Gem: Frozen Head SP — ultra-remote, lush forest

RV-Friendly: Twin Creek RV Resort, Gatlinburg — full hookups, family-friendly

Tip: Smokies sites book out months in advance in fall

 **Washington**

Best Site: Hoh Rainforest, Olympic NP — otherworldly moss-draped forest

Hidden Gem: Leavenworth — Bavarian village, incredible trail access

RV-Friendly: Camano Island SP — Puget Sound views, electric hookups

Tip: Rain is constant on the coast — waterproof everything

 **Arizona**

Best Site: Mather Campground, Grand Canyon — rim views at sunrise

Hidden Gem: Catalina SP near Tucson — saguaro forests, low key

RV-Friendly: Wahweap RV Park, Lake Powell — full hookups, lakeside


Tip: Summer temps soar — camp in spring or fall for comfort

 My personal campground picks to add:

Campfire Cooking Checklist

Everything you need to cook great meals at camp — from prep to cleanup.

- | | |
|---|--|
| <input type="checkbox"/> Camp stove + extra fuel canisters | <input type="checkbox"/> Oven mitts / heat gloves |
| <input type="checkbox"/> Cast iron skillet / pan | <input type="checkbox"/> Lighter + waterproof matches |
| <input type="checkbox"/> Pot with lid (for boiling / soups) | <input type="checkbox"/> Cooking oil / butter |
| <input type="checkbox"/> Camp grill grate | <input type="checkbox"/> Salt, pepper, basic spices |
| <input type="checkbox"/> Tongs + spatula | <input type="checkbox"/> Dish soap + scrub brush |
| <input type="checkbox"/> Sharp camp knife | <input type="checkbox"/> Wash basin / collapsible bucket |
| <input type="checkbox"/> Cutting board | <input type="checkbox"/> Paper towels + cloth rags |
| <input type="checkbox"/> Plates, bowls, mugs (per person) | <input type="checkbox"/> Ziplock bags for leftovers |
| <input type="checkbox"/> Fork, knife, spoon (per person) | <input type="checkbox"/> Cooler thermometer |
| <input type="checkbox"/> Can opener | <input type="checkbox"/> Biodegradable soap for dishes |
| <input type="checkbox"/> Foil (for foil packet meals) | <input type="checkbox"/> Trash bag for food waste |
| <input type="checkbox"/> Skewers (marshmallows + kebabs) | <input type="checkbox"/> Bear-safe food storage |

 Meal ideas to try next trip:



Hikes & Trail Notes

Hike #1

TRAIL NAME _____ DISTANCE _____ TIME _____

DIFFICULTY _____ CONDITIONS _____ RATING ★ ★ ★ ★ ★

NOTES / HIGHLIGHTS _____

Hike #2

TRAIL NAME _____ DISTANCE _____ TIME _____

DIFFICULTY _____ CONDITIONS _____ RATING ★ ★ ★ ★ ★

NOTES / HIGHLIGHTS _____

Hike #3

TRAIL NAME _____ DISTANCE _____ TIME _____

DIFFICULTY _____ CONDITIONS _____ RATING ★ ★ ★ ★ ★

NOTES / HIGHLIGHTS _____



Wildlife Sightings

ANIMAL / SPECIES _____

DATE & TIME _____

LOCATION _____

BEHAVIOR / NOTES _____

ANIMAL / SPECIES _____

DATE & TIME _____

LOCATION _____

BEHAVIOR / NOTES _____

ANIMAL / SPECIES _____

DATE & TIME _____

LOCATION _____

BEHAVIOR / NOTES _____



Fire-Start Log

Fire #1

DATE & TIME _____

WIND / TEMP _____

FUEL USED _____

TIME TO FLAME _____

SMOKE NOTES _____

WHAT WORKED / WHAT DIDN'T _____

Fire #2

DATE & TIME _____

WIND / TEMP _____

FUEL USED _____

TIME TO FLAME _____


SMOKE NOTES _____

WHAT WORKED / WHAT DIDN'T _____



Safety Checklist

- First aid kit packed & stocked
- Emergency contacts written down
- Trip plan left with someone at home
- Fire permit obtained (if needed)
- Fire ring clear — 10ft of debris removed
- Water treated or filtered
- Weather forecast checked
- Bear / wildlife safety reviewed
- Food stored away from sleeping area
- Headlamp working
- Emergency whistle accessible
- Nearest hospital / urgent care noted
- Cell signal or satellite device checked
- Fire fully extinguished before sleep
- Leave No Trace principles followed
- Hazardous plants / animals in area noted

 Safety notes or incidents this trip:



Next Time Improvements

GEAR TO BUY OR REPLACE

WHAT DIDN'T WORK

CAMPGROUNDS TO TRY NEXT

TRAILS ON THE WISH LIST

Overall trip rating & final thoughts

TRIP RATING: ★ ★ ★ ★ ★

RV TRAVELLERS

RV Camping Checklist & Log

Everything tent campers don't need — but RV travellers can't leave without.

RV Setup & Utilities

Shore power / 30-amp or 50-amp cord

Fresh water hose (drinking-safe)

Sewer hose + fittings

Surge protector / EMS

Water pressure regulator

Leveling blocks + bubble level

Wheel chocks (front & rear)

- Slide-out awning crank / remote
- Stabilizer jacks / landing gear
- Gray & black tank chemicals
- Dump station gloves

- Portable generator + fuel
- Extension cord (50ft min)
- Outdoor rug / mat
- Extra propane tanks
- Satellite / wifi booster

RV Safety Checks

- Tire pressure checked (all tires + spare)
- Propane leak test before departure
- Smoke + CO2 detectors tested
- Fire extinguisher accessible & charged
- Slide-outs fully retracted before driving
-

Awning secured before driving

- Hitch / tow bar inspected
- Brake controller functioning
- All exterior lights working
- Emergency roadside kit on board
- RV insurance & registration in vehicle
- Weight distribution correct (no overload)

RV Site Log

RV Site #1

CAMPGROUND / PARK _____ **STATE** _____

SITE # _____ **HOOKUPS (W/E/S)** _____

AMP SERVICE _____ **COST / NIGHT** _____

PULL-THROUGH? Y / N _____ **DUMP STATION NEARBY** _____

LEVELING DIFFICULTY _____

NOTES / WOULD RETURN? _____

RATING: ★ ★ ★ ★ ★

RV Site #2

CAMPGROUND / PARK _____ **STATE** _____

SITE # _____ HOOKUPS (W/E/S) _____

AMP SERVICE _____ COST / NIGHT _____

PULL-THROUGH? Y / N _____ DUMP STATION NEARBY _____

LEVELING DIFFICULTY _____

NOTES / WOULD RETURN? _____

RATING: ★ ★ ★ ★ ★

 RV-specific notes & improvements for next trip:

SPARKFIRESTARTER.COM

More fire. More adventure.
More resources like this.

SparkFirestarter is your go-to for campfire tips, fire-starting guides, gear reviews, RV checklists, and printables built for real campers.

Bookmark it. Share it. Use it every trip.



VISIT SPARKFIRESTARTER.COM

Free printable from SparkFirestarter.com — Print it, pack it, enjoy it. 